

# Using a PoE Injector

## What is a PoE Injector?

Most devices used with NocTel use Power of Ethernet or PoE for power. This allows for a PoE switch to power desk phones without the need of an AC/DC outlet adapter and additional power cabling. Often times when a user needs to take a phone to a home office, the network does not support PoE. In these cases, a **PoE injector** can be used to provide power to the phone.




### Important

Please note that the voltage provided by the PoE injector must match that used by the phone. Most Polycom phones use 48V. Check the PoE injector and the phone before connecting them.

## How to Connect a Phone to a PoE Injector.


A **PoE injector** has both a **Data In** and a **Data & Power Out** port. Using a standard Ethernet cable connect from an active network to the **Data In** port of the Injector. Using another standard Ethernet cable connect from the **Data & Power Out** to the port on the Polycom phone. Connect the injector to a standard power outlet. If connected correctly the phone will now power up. The connected sequence should be as follows: Modem -> Firewall -> Injector Data in Port -> Data & Power Out Port -> Network Port on Phone.




## Connecting to the Correct Port:

The connection from the **Data & Power Out** port on the injector should be connected to the **Ethernet/Network** port on the back of the phone.

Poly VVX Models 400,401,410,411,300,301,310,311,201



Poly VVX Models: 450,350,250



## Related articles

- [Using a Algo Paging Speaker as a Ringer](#)
- [Creating an Auto Attendant](#)
- [Quick Start Guides](#)
- [Provisioning and Setup of Grandstream HT802 ATA](#)
- [Jabra Engage 65 Headset Guide](#)